

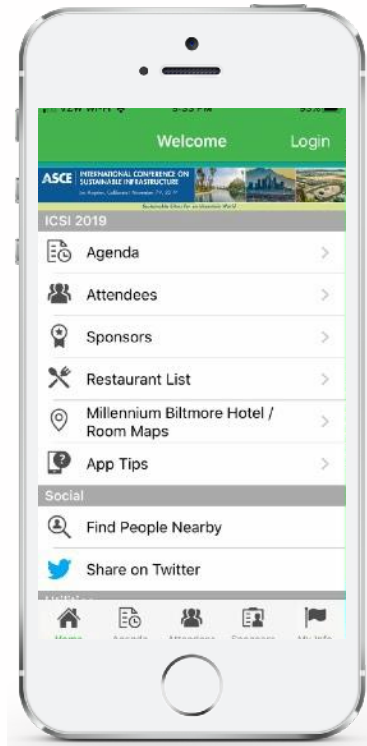
ASCE ICSI Mobile App Guide

The **ICSI Mobile App from AgendaPop** is an easy and convenient way to navigate the conference on your Apple (iOS) and Android smartphones and tablets. It contains all of the event information that you'll need to make the most out of your experience.

We encourage you to download and install the app prior to arriving at the conference!

2. Login not required

Create an account to use all interactive features
 Username: Your **email address**
 Create a password



1. Download the native app from the App Store or the Google Play store.

For **iOS and Android** devices, search the stores for “**AgendaPop**” — then download and install. Tap the AgendaPop icon on your device to open and type **ICSI** as the Organizer Code. Login using your email address.



For an **HTML5 web version** (to use on a laptop, Windows phone, or Blackberry), direct your browser to:

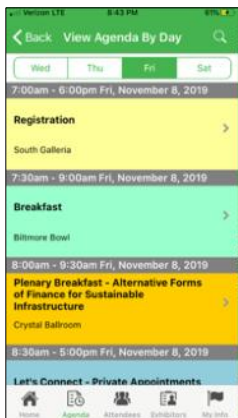
<https://www.confpal.com/m/icsi/>

Optional: Use a QR Reader to scan the code to download on iOS or Android.



3. Key Features

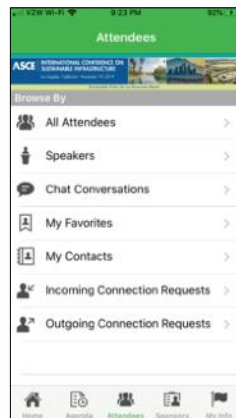
- Scroll the **Home Page** or the **navigation buttons in the bottom menu** to explore the meeting
- Navigate to sessions via the **Tracks** menu; tap “Agenda” on the home page or the Agenda icon on the bottom menu; select “View Agenda by Day” at the top to scroll through each day’s entire program
- Take **Notes** on people and programs (View your notes on the “My Info” tab on the bottom menu bar)
- Tap “Settings” on the home page (or the My Info icon) to edit/update your **profile and upload your photo**
- **View the maps** of the Millennium Biltmore meeting rooms
- Create an account if you would like to connect with other attendees and be listed in the directory



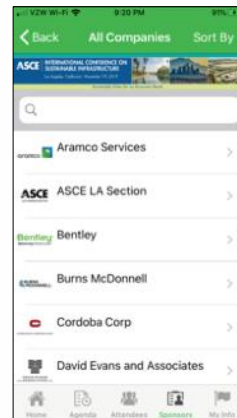
View Agenda by Day and Hour



Navigate by Tracks



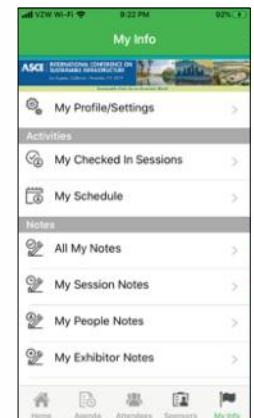
Attendees & Speakers



Sponsor Listings



Room Maps



Create and Save Your Notes / Downloads